



12 REVELATIONS OF CHRISTMAS

AUGMENTED REALITY BIBLE JOURNEY

Use The 12 Revelations Of Christmas App To Scan Pages In
This Booklet And Bring the Nativity To Life

FOR MORE INFORMATION VISIT WWW.MISSIONALGEN.CO.UK/12-REVELATIONS-OF-CHRISTMAS

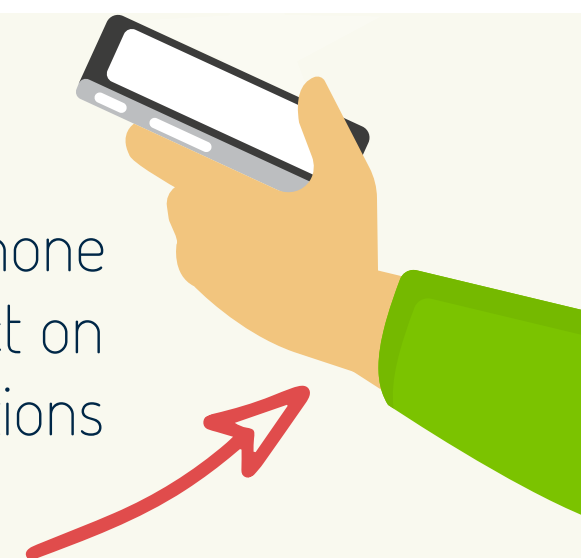
How to use this booklet

Thank you for taking the time to open this exciting and interactive booklet. We think you will have lots of fun.

Our hope is that over the next 12 days, the pages in this booklet will help you discover afresh the amazing and miraculous meaning of Christmas. You will find 12 different revelations of Christmas. (A revelation shows you something of who God is). You will take part in 12 craft activities, read 12 Bible reflections and watch 12 digital, augmented reality scenes from the nativity that bring to life the truth and meaning of different parts of the Christmas story.

What is augmented reality

Augmented Reality is where you bring something into your surrounding using a smartphone or tablet. It allows you to interact with objects, environments or watch characters interact on the table like you see in the photos below. Where you see this symbol open the 12 Revelations of Christmas app and follow the how to instruction below.



Steps to help you use the 12 revelations of Christmas AR activity.

- Download our app by searching 12 Revelations of Christmas App
- Open up the 12 Revelations of Christmas App
- It will ask you to allow the app to use your camera – click agree.
- Place your phone over the AR image
- Tap the gift three times to open the AR activity
- Once the AR activity has finished use the correct devotion to explore a revelation of Christmas.


We have created a short video showing you how to use the augmented reality app as well as how to do the 12 craft activities. Follow the link below and select the day you need for the craft instruction video.

 **YouTube** VISIT www.missionalgen.co.uk/christmas-craft-videos TO SEE OUR CRAFT YOUTUBE VIDEO INSTRUCTIONS


Craft activities

There will be 12 different craft activities. These will use everyday items that you can find at home or on walks outside. Each activity will help you to think about the revelation for that day. Alongside the instructions and photos in the booklet, there will be a video that you can watch to help you create your daily craft.

Enjoy colouring this Christmas picture



@SIGNSANDWONDERSGB



#1 CHOSEN

BIBLE PASSAGE TO READ LUKE 1: 26 - 38



Christian Definition:

To be selected by God for an act of service such as a specific task, role or purpose. Christians rely upon the provision of God in completing the task and acknowledge that it isn't done in their strength.

Bible Reflection:

Have you ever been chosen for something? Perhaps for a sports team, a part in a performance or a part time job? Being chosen is something that can give us value and help us to see the skills and gifts we have to offer a situation.



I wonder how Mary felt when she was chosen by God to be Jesus' mum. To become pregnant miraculously, to tell her friends and family the news and then to have the responsibility of raising Jesus in his childhood. This was a big responsibility. People may mock Mary and may not believe that she was a virgin or that she was going to carry God's son. It is suggested that Mary would have been a young teenager when she got this news. In those days, people got married a lot younger than nowadays and it would have brought shame on her family if people thought that her baby had been conceived outside of marriage. Yet despite all this, Mary says, 'I am the Lord's servant. May everything you have said about me come true'. The angel Gabriel, through a supernatural encounter, brought Mary peace and told her how she was chosen and favoured by God.

Christians believe that God also chooses each of us and has unique purposes that He has equipped us for and will help us through. Let's be inspired by the example of Mary. God knew that Mary had the strength, capacity and relationship with Him to bravely walk through the role he had chosen for her.

Conversation Questions:

Q 1. What is the most important thing that you have been asked to be a part of?

Q 2. How did this make you feel?

Q 3. Mary felt afraid and confused when she was given the responsibility of being Jesus' mum. Share or reflect on a time when you felt afraid or confused when asked to do something.

Q4. Have you ever questioned whether you are important enough or the right person to help when asked to do a task? Share or think about your experiences.



Go Do:

Today be someone who includes and values all people. Look to give reassurance to someone and actively encourage them and let them know they have what is needed to successfully take part in a task or group. Encourage someone and highlight their strengths.



For more digital resources visit www.missionalgen.co.uk/vr

The craft for today is a Mirror

We are loved by God. The mirror will remind us that, just like Mary, God chooses us and has good plans for each of us. When you look in the mirror, remember that you are special to God.

Items needed: Card, Tin Foil, Pens, Glue

1. First, you will need to cut a mirror shape out of the card.
2. Next cut a smaller circle of tin foil. This will be the part that is used for the mirror.
3. Stick the tin foil in the middle of the card keeping the tin foil as flat as possible.
4. Decorate around it using the pens. You might want to use other items to decorate the mirror (sweet wrappers, coloured paper, tissue or something else).
5. Look in the mirror and remember that you are special to God.



 **YouTube** VISIT WWW.MISSIONALGEN.CO.UK/CHRISTMAS-CRAFT-VIDEOS FOR TODAY'S CRAFT VIDEO

Digital Activity

Using the 12 Revelations of Christmas app, place your mobile 30cm above this card and press the present that appears on your screen three times. This activates the AR animation.



**12 REVELATIONS OF
CHRISTMAS**



ONE

